

N
O
H
B
D
A



Trend Analysis of Nutrition budget in Nigeria

Kaduna State

The Impact of Malnutrition in Nigeria

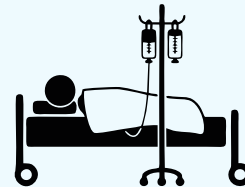
Overview of malnutrition in Nigeria



Vitamin A Deficiency



An estimated **200k - 500k** children who are vitamin A-deficient become blind every year



It may increase children's **Risk of infection** with decrease in growth rates, bone development and the likelihood of survival from serious illness.


Low Exclusive Breastfeeding Rates



Increased incidence

of infectious morbidity, as well as elevated risks of childhood obesity, type 1 and type 2 diabetes, leukaemia, and sudden infant death syndrome.

For mothers, failure to breastfeed is associated with an increased incidence of premenopausal breast cancer, ovarian cancer, retained gestational weight gain, type 2 diabetes, myocardial infarction, and metabolic syndrome.



Unsafe Water, Sanitation and Hygiene



Over **700 deaths daily**


of children under the age 5 from diarrhoeal diseases due to a lack of appropriate WASH services.

Increased vulnerability to water-borne diseases, transmission of diarrhoeal diseases such as cholera and dysentery, as well as typhoid, intestinal worm infections and polio.



INTRODUCTION

Child Nutrition Indicators



48.1%

Stunting in children under 5-years of age (too short for their Age)



4.8%

Wasting among children under 5-years of age (too thin for their Height)



22.1%

Underweight among children under 5 years of age (too thin for their Age)

Source: Nigeria Demographic and Health Survey 2018

Infant and Young Child Feeding



only **27.5%** of Children (6 - 59 months) receive Vitamin A



only **9.4%** of Children (6 - 59 months) receive Deworming tablets



only **73%** are Breastfeed within 1 hour of birth

Exclusive Breastfeeding rate:

Samples at state level are too low for any meaningful statistical presentation

Source: Nigeria Demographic and Health Survey 2018

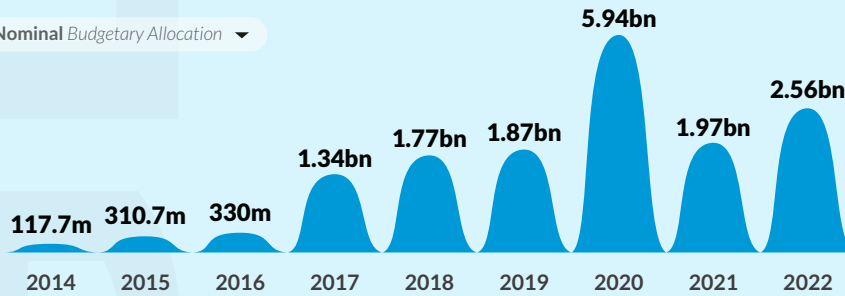


Part One: Budgetary Allocation

Budgetary allocation for nutrition interventions has increased from the 2014 level of N117.75m to N2.56bn in the fiscal year 2022.

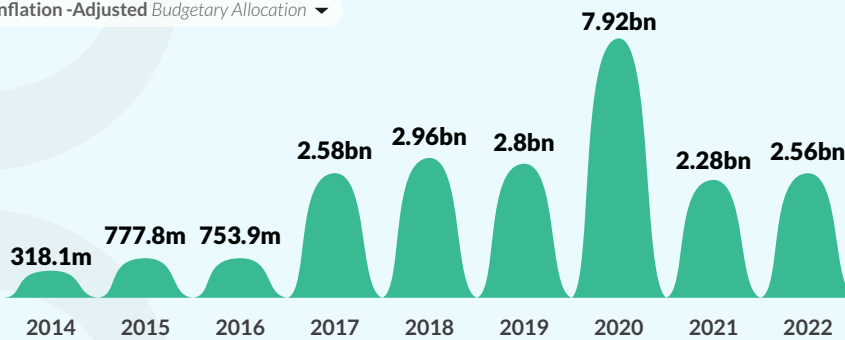
Budgetary Allocation for Nutrition Intervention (₦)

Nominal Budgetary Allocation



Budgetary allocation for nutrition interventions has increased from the 2014 level of N117.75m to N2.56bn in the fiscal year 2022, with a spike of 5.94bn in 2020. The allocation has increased consistently since 2014.

Inflation-Adjusted Budgetary Allocation



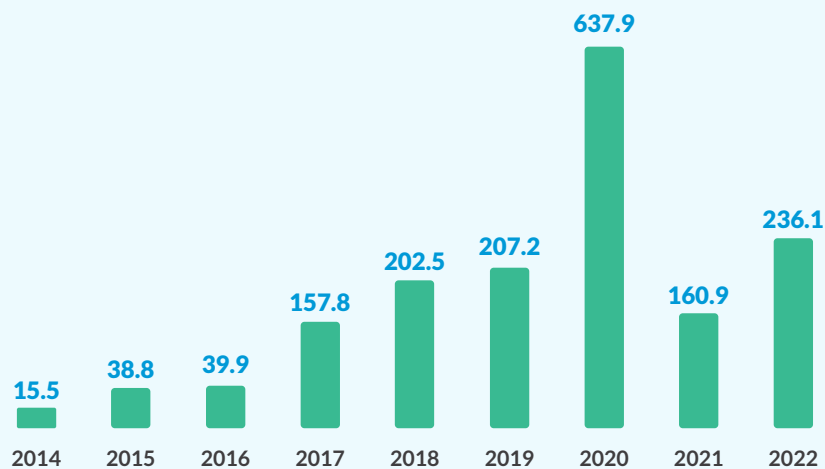
When budget allocation for nutrition intervention was adjusted for inflation, allocation in 2022 was lower than the 2017 allocation.

Source: Kaduna State Government

Per capita Budgetary allocation for Nutrition intervention (₦)



Per capita allocation for key Nutrition intervention stood at N259.33 per person per annum in 2022, up from the 2014 low of N15.15 per person per annum.



Population - estimate based on 3.05% growth rate

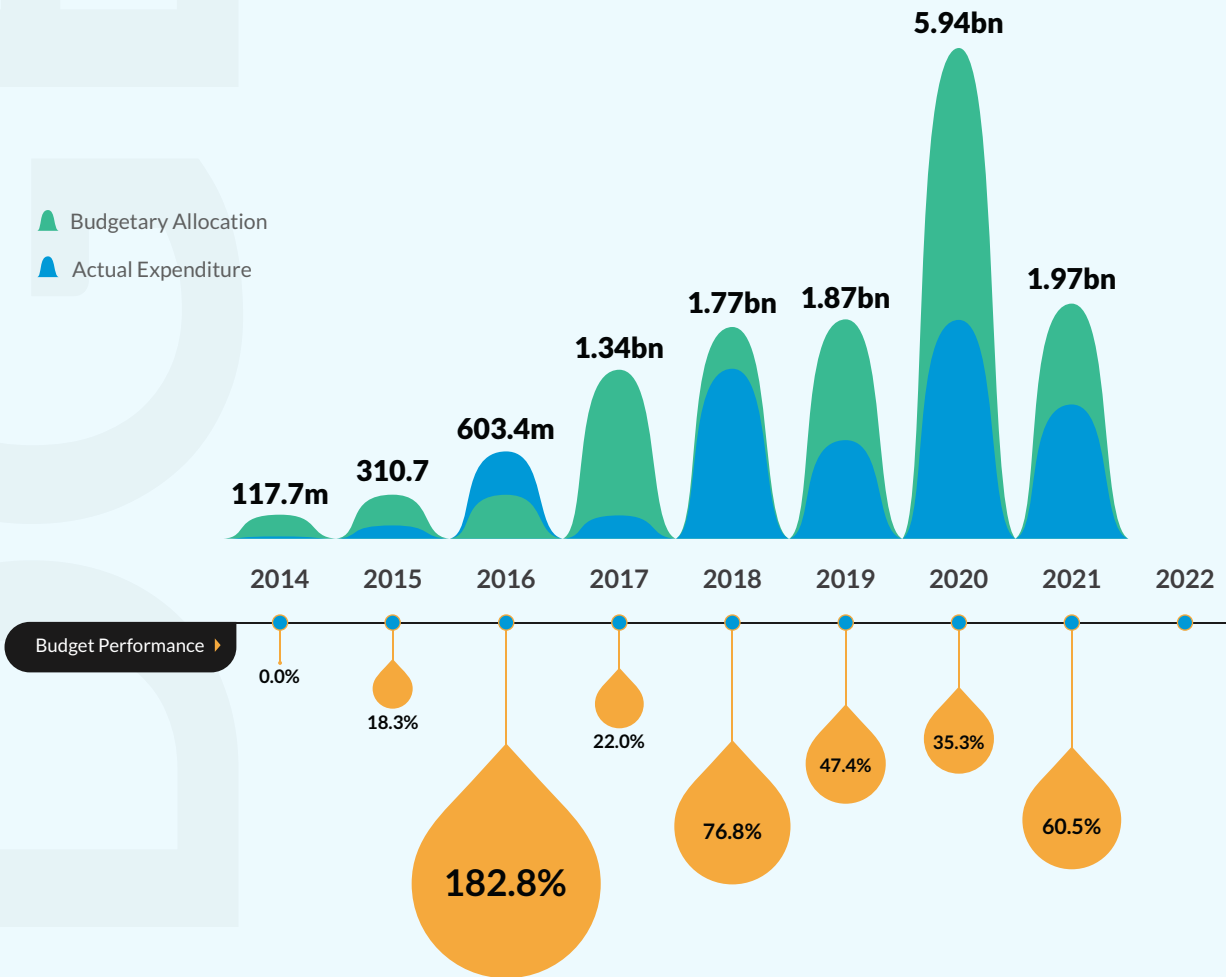
Source: Kaduna State government, Fiscal Tables, CBN



Part Two : Budget Performance Trends

Kaduna State government underspent its Nutrition sector budget despite lower than expected allocation in years

Budget Performance Trend (₦)



The Kaduna State government underspent its Nutrition sector budget despite lower than expected allocation in years when detailed budget execution data was released. Budget performance in 2021 was 60.55 per cent, lower than the 2018 level of 76.85 per cent. Low budget performance raises a low budget credibility question. The Public Expenditure and Financial Accountability (PEFA) framework strongly encourage governments' actual expenditure to not deviate significantly more than 5 per cent from allocation. Given that Kaduna state has consistently underspent its budget, it will be important for the state to improve the credibility of its budget tailored to addressing issues in the nutrition sector.

Source: Kaduna State Government, Fiscal Tables

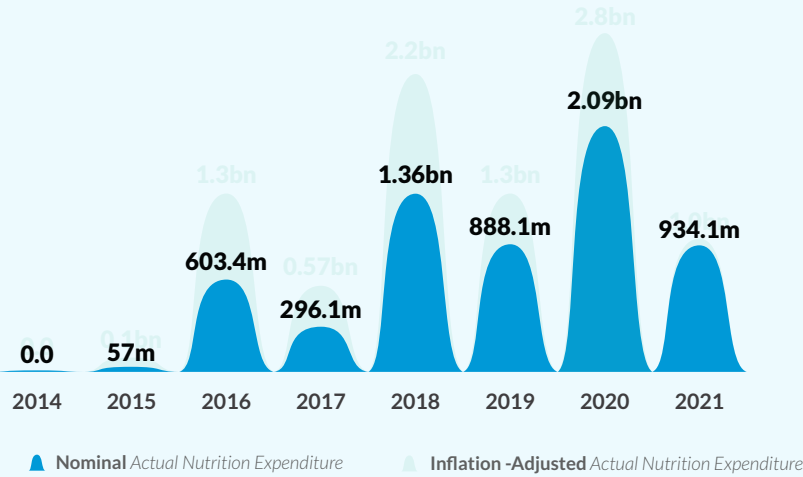


Part Three : Budget Execution Trends

Actual spending on key nutrition interventions stood at N1.08 billion, down from the 2019 level of N1.33billion.

When adjusted for inflation (using the 2022 price), spending on key nutrition interventions remains below the 2018 and 2019 levels of N2.28bn and N1.08bn.

Budget Execution Trends (₦)



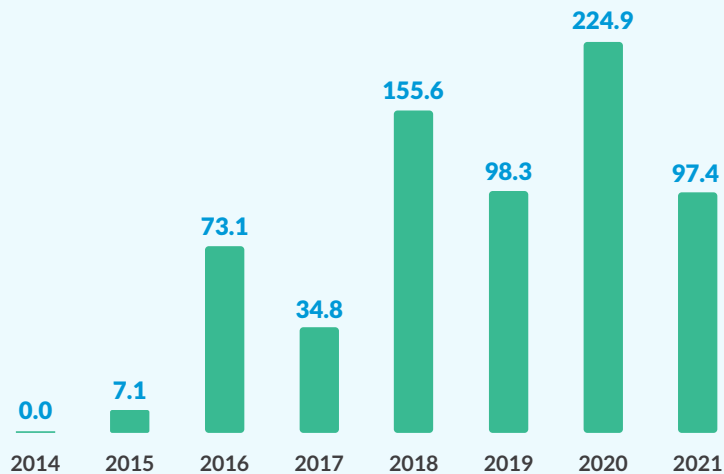
Source: Kaduna State Government, Fiscaltables Research, NBS Nigeria

Actual expenditure on key nutrition intervention has fallen from the 2018 high of N155.69 per person per annum to N97.43 per person per annum in 2021.

(₦) Per capita Nutrition sector spending



Actual expenditure on key nutrition intervention has fallen from the 2020 high of **N224.99** per person per annum to **N97.43** per person per annum in 2021.



Source: Kaduna State Government, Fiscaltables Research, NBS Nigeria, CBN



Summary of key Findings

Budgetary allocation for nutrition interventions has increased from the 2014 level of N117.75 million to N2.56 billion in the fiscal year 2022. The allocation has increased consistently since 2014 with a spike of N5.94 billion in 2020.

When the allocation for nutrition interventions by the Kaduna State government is adjusted for inflation, budget allocation in 2022 remains below the 2018 and 2020 level. Equally, when allocation is compared with the population, the state government allocated N259.33 per person per annum for nutrition intervention, up from the 2014 level of N15.15 per person per annum.

Irrespective of allocation, actual spending on nutrition intervention per person per annum in 2021 was N97.43. The Kaduna State government clearly underspent its Nutrition sector budget despite lower than expected allocation. Budget performance was only 60.55 per cent in the fiscal year 2021. Efforts should be scaled to address these impediments to ensure smooth budget implementation and improve budget performance, especially for the key nutrition-specific and nutrition-sensitive interventions.



CS-SUNN CALL TO ACTION



We hereby call on the government of Kaduna State;

To timely release nutrition allocation in the 2022 budget across the nutrition line Ministries, Department and Agencies and ensure increased accountability of released funds.

To ensure efficient utilization of released allocations for nutrition intervention as outlined in the state-specific multisectoral plan of action for nutrition.

To increase funding allocation by at least 20% for nutrition in all relevant Ministries, Department and Agencies in the 2023 budget.

To fully implement the Kaduna State Multisectoral Strategic Plan of Action for Nutrition by providing adequate funding in the 2023 state annual budget.





CS-SUNN

TREND ANALYSIS OF NUTRITION BUDGET IN KADUNA STATE